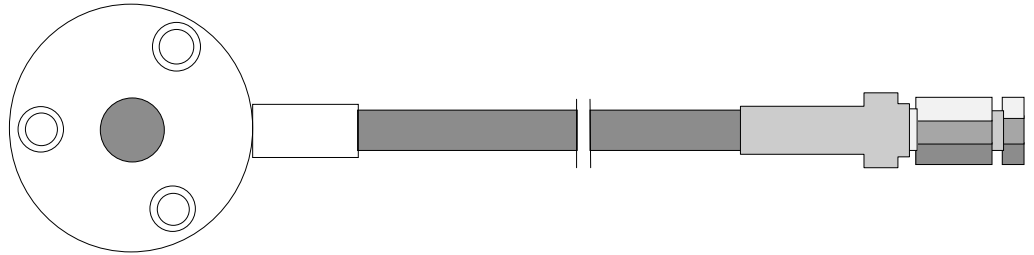




SENTURION EDDY CURRENT PROBES

DISC TYPE - PRD 04 - Ø8mm TIP



- Measuring range 2.5mm or 4mm
- Non contact measurement of static or dynamic surfaces
- Robust stainless steel case, with 2 or 3 mounting holes
- Peek encapsulated tip, impervious to oil or water ingress
- Range of standard bracketry available, for mounting
- Choice of cable lengths with or without armouring
- Connection directly to driver or via an extension cable
- Operating temperature range -30°C to +180°C

Sensonics range of **SENTURION** eddy current probes are designed to be the most robust and reliable units available, and are ideally suited to a vast range of industrial applications.

The **SENTURION** eddy current probes are intended for use within a system comprising of the probe, an extension cable (if required) and a driver unit. The probes are supplied in tuned lengths, and can be linked directly to the driver or via the afore mentioned extension cable. However the system is connected the total lengths must add up to 2, 5, 7, 9 or 14 metres.

The disc type eddy current probes are ideal for use where space is at a premium, or if a side exit cable is advantageous for ease of installation.

Sensonics can supply a range of ancillary items such as brackets, housing for probes and drivers, glands, as well as offer advice on probe applications and mounting.

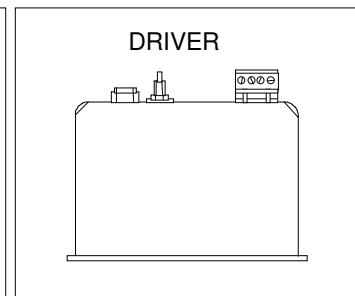
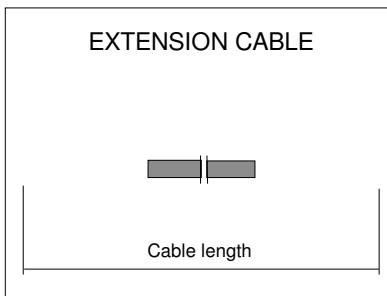
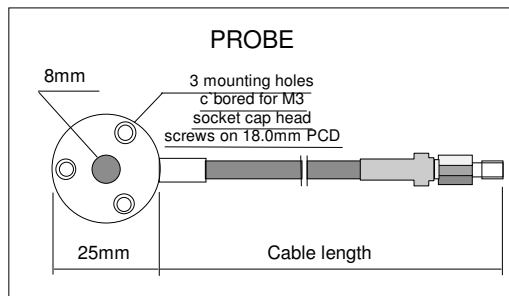
SENTURION EDDY CURRENT PROBES

DISC TYPE - PRD 04 - 8mm TIP

SPECIFICATION

Body material.....	Stainless steel
Tip material.....	PEEK with stycast potting
Cable specification.....	RG179 PTFE insulated
Linear range - $\pm 1\%$ of reading.....	0.25 to 2.25mm (For 2.5mm range)
- $\pm 1\%$ of full scale.....	0.125 to 2.5mm (For 2.5mm range)
Sensitivity.....	8mV/ μ m or (4mV/ μ m)
Temperature sensitivity - Probe.....	Less than 5% at 150°C
- Driver.....	Less than 5% at 90°C
Output impedance.....	Less than 50 Ω
Interchangeability.....	Less than 5%
Cal pot range.....	$\pm 5\%$ or greater
Operating temperature - Probe.....	-30°C to +180°C
- Driver.....	-30°C to +90°C
Survival temperature.....	As operating temperature
Power supply.....	-24Vdc at 30mA nominal
Power supply tolerance.....	-18Vdc to -30Vdc (linear range will be affected)
Frequency range.....	DC to 10kHz
Resolution (restricted by noise, drift & stability).....	0.002mm
Effect of target curvature.....	+2% for $\varnothing 150$ mm
.....	+5% for $\varnothing 25$ mm
Effect of target magnetism.....	Less than 1% at 110mT

ORDERING INFORMATION



PRD 04 / 1.0 U 1 0 0

Cable length

- 1.0 - 1m
- 2.0 - 2m
- 5.0 - 5m
- 7.0 - 7m
- 9.0 - 9m
- 14 - 14m

Cable protection

- U - Unarmoured (standard)
- A - Armoured

Connector gender

- 0 - Female (for direct connection to driver)
- 1 - Male (for use with extension cable)

Base

- 0 - 25mm diameter

Range (Sensitivity)

- 0 - 2.5mm (8mV/ μ m)
- 1 - 4mm (4mV/ μ m)

EXC / 4.0 A

Cable length

- 4.0 - 4m
- 6.0 - 6m
- 8.0 - 8m

Cable protection

- A - Armoured
- U - Unarmoured

ECD 04 / 5 0

Total system cable length

- 2 - 2m
- 5 - 5m
- 7 - 7m
- 9 - 9m
- 14 - 14m

Range

- 0 - 2.5mm (8mV/ μ m)
- 1 - 4mm (4mV/ μ m)

Note : Remember that total system lengths must add up to 2, 5, 7, 9, or 14m. (2 & 14m systems cannot include extension cables). A specific 16.5m system is available, please ask our sales dept. for details. Probe cables may be upto 0.7m longer than stated.

*Due to Sensonics' policy of con: improvement, designs may be su: to alteration without notice.

Issued October 1996
L161 issue.1



Sensonics Ltd,
Berkhamsted,
Hert's, HP4 1EF,
England
Tel: +44(0) 1442 876 833.
Fax: +44(0) 1442 876 477.